











Level: Sunbeam 1
Lesson: 29



MUSIC BUCKS: write your practice minutes on the keyboard. 60 minutes=sticker. LAST WEEK!

Registration?

Recital: Sunday, May 31, 2026

ACTIVITY	DIRECTIONS	Sun	Mon	Tues	Wed	Thurs	Fri	Sat
Keyboard  <i>This is a lot of songs! Focus the most on H-98 and K-114, 115.</i>	Warmups: H-98: G+ Octopus – Use “blueberry” and “blackberry” rhythm RH 1 2 3 (tuck) 1 2 3 4 5 LH 5 4 3 2 1 (over) 3 2 1 H-98: G+ Octopus with BRIDGES This is G with a ‘new’ RED bridge This is A with a ‘new’ GREEN Bridge **K-114, 115 name notes as you play K-99: name your notes outloud K-101: Remember all the F#s K-103: all the Fs are ‘sharp’ K-94, 95: week 2 K-100: week 2 Bonus: K-102							
Tinsheet 	Place magnets for new G+ (major) scale G A B C D E F# G							
Singing 	S-47: Friendly Sharp Sing your favourite critter song!							
Listening 	Clap a rhythm story in 2/4							
Rhythmic Ensemble 	Play E-25							
Homework 	L-28: write in note names							
Toolbox 	2 Note Slur: RH and LH use fingers 2 & 3 - “Down-up” - Helium Balloon Float							

SOLFEGE: point at the ‘happy faces’ & sing all your PATTERNS

Standing still=doh doh doh

Stepping up= d r m

Stepping down = m r d

Stepping up so high = d r m f s

Stepping down so low = s f m r d

Stepping down & up = mrdm

Stepping up and down = d r m r d

Jump up high = d m s

Jump down low = s m d