











**Level:** Sunbeams 3  
**Lesson:** 27



**MUSIC BUCKS:** write your practice minutes on the keyboard. 75 minutes=sticker  
**Recital: Sunday, May 31, 2026 Time TBD**

ACTIVITY	DIRECTIONS	Sun	Mon	Tues	Wed	Thurs	Fri	Sat
<b>Keyboard</b> 	<b>Warmups:</b> <b>W-47-48:</b> F major scale with chords F major triads (broken)							
	<b>Pumpkin Boogie:</b> review this week at different speeds							
	<b>NEW: W-23:</b> play lines 1-3. F major position, fingers are always playing together (1's, 2's, 3's, etc.) <b>NEW: K-46:</b> Baseball (you are my sunshine) Play a different line every day. Watch out for ties! <b>**KS-83: Easter Egg Boogie.</b> Play hands together this week. <b>*K-43:</b> Review hands together.							
	Bonus: W-31, KS-84							
<b>Tinsheet</b> 	Flashcards: Name as many as you can in 60 seconds.							
	Tinsheet: place F major scale.							
<b>Singing</b> 	S-13 B "natural"							
	Make your own melody using solfege							
	Online Registration survey?							
<b>Listening</b> 	L-3							
<b>Rhythmic Ensemble</b> 	E-33 – practice the part that Abi assigned you!							
	<b>Rhythm story:</b> Try making a ¾ story this week							
<b>Homework</b> 	Page: <b>23</b> (draw enharmonic twin! Same on keyboard, different written note)							
	<b>24</b>							
	<b>106</b> (be careful if they want "above" or "below")							
	<b>107</b> (draw your lollipop keyboard on the top of the page before you start)							
<b>Toolbox</b> 	F major triads							
	Tools: Similar motion pentascale ghosting one hand							

*Practice Tips for Partners: Parents may find transposition a little intimidating. Don't allow this feeling to transfer to your child. Adults tend to be strong visual learners. Transposition involves tactile and aural skills combined with identifying visual patterns. Give it a go, parents!*