












Level: Sunbeam 1

Lesson: 23

Remember: colour a 'piano key' every day you practice. 5 days=sticker.



ACTIVITY	DIRECTIONS	Sun	Mon	Tues	Wed	Thurs	Fri	Sat	
Keyboard 	TRILL: CDCDCDC 1,2,1,2,1,2,1...then 2,3,2,3,2,3,2 C+ Scale: RH, then LH 1C: H-49: HT with RED, BLUE, & GREEN bridges - Try bridges in RH and scale in LH								
	Review: 1B: K-77: with bridges 1B: K-78: RH, name notes as you play								
	1C: K-84: RH, LH, try HT, name notes as you play 1C: KS-158 1) rhythm words ... 2) name notes. L divider: happy birthday!								
	Bonus: K-83, K-85								
Tinsheet 	Name notes, place on tinsheet, play on keyboard								
Singing 	SING with Critter Tracks (and find on tinsheet): S-41 Dino in the Middle (#14) S-43 Becky on Line two (#16)								
	S-17 change words ' rhythms too' to 'ta notes too'								
Listening 	Rhythm stories: write a ¼ story using a ladybug note								
Rhythmic Ensemble 	1B: E-22= use grown up rhythm words.								
	 ta half note titi great big whole note								
Homework 	H-85								
	H-87								
	H-91								
	Where Do The Notes Live?: catch up week!								
Toolbox 	HAPPY BIRTHDAY MYC! 45 years old on March 7.								

SOLFEGE: I lost the music key (d m m d d m)
 In somebody's garden (d d m m d m)