



Tempo

These are words that help you figure out how fast or slow to play your music.

Copy the words below and add their meaning.

Largo Largo - very slow

Lento Lento - slow

Adagio Adagio - slow

Larghetto Larghetto - fairly slow, but not as slow as largo

Andante Andante - moderately slow; at a walking pace

Andantino Andantino - a little faster than andante

Moderato Moderato - at a medium tempo

Allegretto Allegretto - fairly fast (a little slower than Allegro)

Allegro Allegro - ~~fast~~ fairly fast (a little slower than Al)

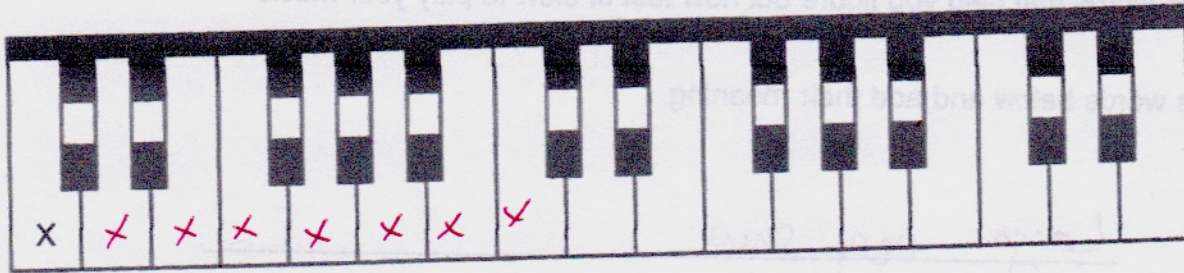
Presto Presto - very fast

Prestissimo Prestissimo - as fast as possible



Interval Practice

Put an X on each note used in the major scale beginning on the marked note.



Now write these intervals above the given note.

Major intervals practice on a treble clef staff:

- Interval: M3 (Major 3rd) - Handwritten red circle above G4
- Interval: M6 (Major 6th) - Handwritten red circle above D5
- Interval: M2 (Major 2nd) - Handwritten red circle above D4
- Interval: M7 (Major 7th) - Handwritten red circle above B4
- Interval: P4 (Perfect 4th) - Handwritten red circle above F4
- Interval: P5 (Perfect 5th) - Handwritten red circle above G4

Minor intervals practice on a treble clef staff:







- Interval: m3 (Minor 3rd) - Handwritten red flat sign above G4
- Interval: m6 (Minor 6th) - Handwritten red flat sign above D5
- Interval: m2 (Minor 2nd) - Handwritten red flat sign above D4
- Interval: m7 (Minor 7th) - Handwritten red flat sign above B4
- Interval: P5 (Perfect 5th) - Handwritten red circle above G4
- Interval: P4 (Perfect 4th) - Handwritten red circle above F4


- Major may be shown by:
- (i) +3
 - (ii) M3
 - (iii) major 3
 - (iv) Major 3

- Minor may be shown by:
- (i) -3
 - (ii) m3
 - (iii) minor 3

More Rests In Your House

Add rests to complete each house.





Little Coquette

Allegretto

Wilson G. Smith

1 *mf* **C**

5 **B** **D**

9 **I** **V7** **E**

13 **F**

Detailed description: This is a piano score for the piece 'Little Coquette' by Wilson G. Smith. The music is in 2/4 time, marked 'Allegretto' and 'mf'. The score is divided into four systems of two staves each (treble and bass clef). The first system (measures 1-4) features a treble staff with eighth-note patterns and a bass staff with chords. Chords are labeled with letters in boxes: C (measure 3), B (measure 5), D (measure 6), and E (measure 9). Roman numerals I and V7 are circled in red in the bass staff of measures 2 and 3 respectively. The second system (measures 5-8) continues the treble staff melody and bass accompaniment. The third system (measures 9-12) shows the treble staff with a dotted quarter note and eighth note pattern, and the bass staff with chords. Chords are labeled with letters in boxes: I (measure 9), V7 (measure 10), and E (measure 12). Roman numerals I and V7 are circled in red in the bass staff of measures 9 and 10 respectively. The fourth system (measures 13-16) shows the treble staff with a dotted quarter note and eighth note pattern, and the bass staff with chords. A chord is labeled with the letter F in a box in measure 15.

Little Coquette

Analyze the following piece of music by answering the questions below.

- i. Add the correct time signature directly on the music.
- ii. Name the key of this piece. Little Coquette
- iii. Circle and label directly on the music a I chord in the bass clef.
- iv. Circle and label directly on the music a I chord in the treble clef.
- v. Circle and label directly on the music a V7 chord in the bass clef.
- vi. Circle and label directly on the music a V7 chord in the treble clef.
- vii. Add the rests at the following letters.

A Σ

B ↵

- viii. Name the notes at the following letters.

C B^b

D A

E D

F B^b