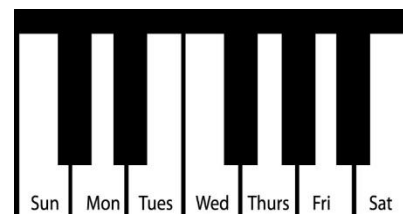









Tin sheet at home:

Put ABCDEFG on your tinsheet in order and talk about neighbors! Who is before B? Who is after F? Who is between G and B? Try starting on C! then F!




		Sun	Mon	Tues	Wed	Thurs	Fri	Sat
<b>Keyboard</b>  	<b>K-48</b> play HT (change the finger every day!)							
	<b>K-49</b> say letters							
	<b>KS-10</b> play with two different fingers (1/2, 2/3, 3/4, 4/5)							
	<b>KS-21</b> follow the instructions							
	Ball Squeeze							
	Clothespin Squeeze & O fingers							
	<b>K-37 RH C+</b> <b>K-44 LH C+</b>							
<b>Homework</b> 	<b>Composing:</b> Good Copy Due <b>Feb 16</b>							
	<b>H-33</b> pp=pianissimo (very quiet, not silence)							
<b>Singing</b> 	<b>S-39</b>							
<b>Listening</b> 								
<b>Rhythm Ensemble</b> 	<b>Rhythm Story</b> Use 2/4 or 4/4							
	<b>E-20</b> use puppets							

Note(s) from teacher:


KS-10

# VALENTINE CANDY

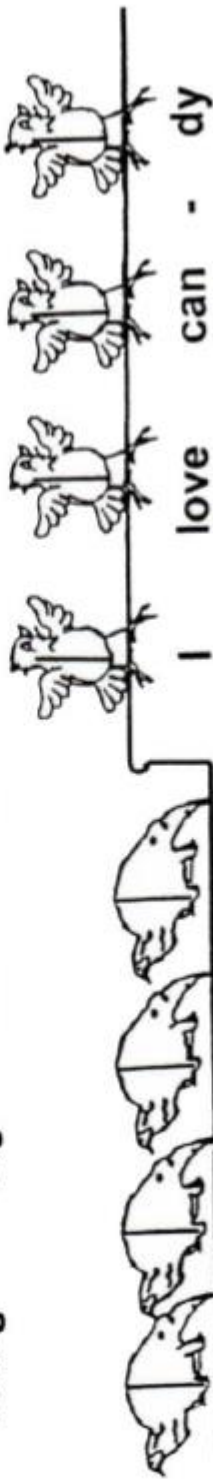
G. St.Germain



Val - en - tines will soon be here



Bring - ing lots of treats for me



I love can - dy

Can - dy Can - dy



Val - en - tines will soon be here