




Level: Sunbeams 3








Lesson: 16

Practicing: Colour a piano key for every day you practice. 5 Keys=Sticker

Happy Practice Month!

5 Happy practices=bubble gum



ACTIVITY	DIRECTIONS	Sun	Mon	Tues	Wed	Thurs	Fri	Sat
Keyboard 	Warmups: W-40,41 E minor melodic scale E minor triads (broken) W-10- Play in C major - Play in a minor (put RH thumb on A) Review: K-29- whole song hands together! NEW: Prep B Oranges and Lemons – First 8 measures hands together by ends of this week! - remember: measures 1-4 and 5-8 are the same! Just played an octave below. LH only plays GD **K-30,31 – watch for “move your hand” spots Bonus: KS-76							
Tinsheet 	Flashcards: split the deck in half. Who can name more, you or your music partner? Tinsheet: place E minor natural and harmonic scales							
Singing 	Read about Dvorák on S-14 Sing S-15 the Echo song							
Listening 	L-21							
Rhythmic Ensemble 	E-24-25. Learn a fact about DVORAK Rhythm story: try a 6/8 rhythm story							
Homework 	L-10-11 – cutout and put into a baggie and bring to class! Page: CATCHING UP INCOMPLETE PAGES & CORRECTIONS WEEK If not done, Make your 6/8 rhythm bag – cut out L-10-11 And glue onto cardstock/cereal box cardboard Start thinking about your composition topic!							
Toolbox 	Place E minor melodic scale (6 & 7 up ascending)							