











Level: Sunbeam 1

Lesson: 19

Remember: colour a 'piano key' every day
you practice. 5 days=sticker.



ACTIVITY	DIRECTIONS	Sun	Mon	Tues	Wed	Thurs	Fri	Sat
Keyboard 	Warmup: 5 finger LEGATO (walk) & STACCATO (knock) C+ scale: RH fingering 1, 2, 3, 1, 2, 3, 4, 5 LH fingering 5, 4, 3, 2, 1, 3, 2, 1 H-49: HT with RED & BLUE bridges W-6: don't tuck after finger 3! -name notes, sing words K-69: clap & say rhythm words out-loud, then play -RH uses finger 4, LH uses finger 2 K-70: follow these steps: 1) clap & say rhythm words. 2) point & name notes 3) play & say rhythm words 4) play and name notes BONUS: KS-165, KS-145, K-72							
Tinsheet 	Treble C D E F G Bass "Low C" F G A B C Name your flashcards every day!							
Singing 	SING with Critter tracks: S-37 Muddy Boots Fred (#5) S-38 Fred Bumped His Head (#12) S-33 Becky on the roof (CD #10) S-35 Bass Clef Amy (CD #17)							
Listening 	Rhythm Stories: Write your own stories in 2/4							
Rhythmic Ensemble 	E-21- Play the top line on your castanet							
Homework 	H-62 H-63: do NOT cut out. Play game using these by playing patterns, and then matching smiley face cards to it. H-65 H-67							
Toolbox 	I KNOW MY NOTES: colour bass F and treble F							

Composition Festival: 4 measures (minimum), melody can move between RH & LH. Must be written on music staff paper in student's handwriting, can add dynamics & tempo word (allegro=fast, andante=walking speed) **COMPOSITIONS DUE Valentines Day**