



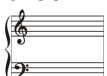







Level: Sunbeams 3

Lesson: 14

Practicing: Colour a piano key for every day you practice. 5 Keys=Sticker



ACTIVITY	DIRECTIONS	Sun	Mon	Tues	Wed	Thurs	Fri	Sat
Keyboard 	Warmups: W-40,41 E minor harmonic scale (with chords) E minor triads (solid) EGB GBE BEG EGB K-25 – Hands separate W-19 – “It’s time for food (x6), Its time for yummy food!”. Say rhythm words or the made up words. party song your choice _____ E-18-22 = Bells party song Prep B: Leaping the Waves with Dolphins whole song (add pedal?) KS-72-73: The Huron Carol							
Tinsheet 	Flashcards: split the deck in half. Who can name more, you or your music partner? Tinsheet: place E minor natural and harmonic scales							
Singing 	Solfege: Joy to the world: Can you sing the first line in solfege? Do you remember S-13 Funercise? 							
Listening 	L-8 – try using the words accelerando and ritardando in your daily life for “speed up” or “slow down” 							
Rhythmic Ensemble 	E-18-22 Ode to Joy – Hand bells! E-40- Greensleeves Rhythm story: try a new 6/8 rhythm story							
Homework 	Page: 58 (draw correct rests again) 85 (draw notes) 145 (draw e minor triads: EGB GBE BEG EGB) 122 (fill in notes and draw fingering. Watch out for LH and RH) Bonus: none this week							
Toolbox 	E minor scales, e minor chords							

Last class with mini party Dec 15-20
Come back Jan 5-10