











**Level:** Sunbeam 2

**Lesson:** 15

Practicing: Colour a piano key for every day you practice. 5 Keys=Sticker



ACTIVITY	DIRECTIONS	Sun	Mon	Tues	Wed	Thurs	Fri	Sat
<b>Keyboard</b> 	<b>Warmups:</b> <b>W-45: RH G+ Scale</b> <b>Red: GBD Green: F#CD Blue: GCA</b> <b>W-44: LH G+ Scale (F# blackberry)</b> <b>K-27: HT</b> <b>**K-32:</b> Will be solo song in next year lesson -Uses broken chords. Play hands together. -DC. Al fine- go back to beginning, play till "fine" <b>Optional songs:</b> <b>Christmas songs: KS-89, KS-86, 87</b> <b>Try reviewing other songs we have learnt this year.</b>							
<b>Tinsheet</b> 	Place G major chords Red GBD Green F#CD Blue GCE							
<b>Singing</b> 	<b>Jingle Bells (KS-88)</b> - Play on your castanet - sing John Kanakanaka if you remember it!							
<b>Listening</b> 	Make a rhythm story							
<b>Rhythmic Ensemble</b> 								
<b>Homework</b> 	<b>H-41: add stems and name the notes</b>							
<b>Toolbox</b> 	<b>5 FINGER LEGATO &amp; STACCATO on GABCD</b>							

**See you on January 5-10, 2026**