











**Level:** Sunbeam 1

**Lesson:** 15

Remember: colour a 'piano key' every day  
you practice. 5 days=sticker.



ACTIVITY	DIRECTIONS	Sun	Mon	Tues	Wed	Thurs	Fri	Sat
<b>Keyboard</b> 	<b>Warm ups:</b> <ul style="list-style-type: none"> <li>'O' Fingers &amp; Clothespins: RH and LH</li> <li>WB 33: RH C+ (C major) scale up &amp; down</li> <li>WB 30: LH C+ scale up &amp; down</li> </ul> <b>H-49: This is C with a RED bridge, This is D without a bridge... (TRY with RH playing single note, LH playing bridge; then try with LH playing single note and RH playing bridge.)</b> <b>NEW: K-57 – Grumpy in the LH and Grumpy in the RH</b> <b>Review:</b> <b>K-50</b> <b>K-52</b> <b>K-53</b> <b>Optional songs:</b> Play through any of our songs we have done this year! Try reviewing them, and seeing if you can still play them.							
<b>Tinsheet</b> 	On the Grand Staff side, put CREEPY on his "little line" Place "Grumpy" on Treble Clef's lap (TC line 2) Place "Grumpy" on Bass Clef's attic (BC space 4) Place DINO "wait at the door" Place EDYTH "shy on line one"							
<b>Singing</b> 	<b>SING with Critter tracks:</b> <b>REVIEW:</b> <b>Grumpy in the Attic (track #11)</b> <b>Poor Tired Grumpy (track #6)</b> Edyth in the Treble clef (track #4) Dino at the door (track #3) Creepy on the Little Lin (track #2)							
<b>Listening</b> 	<b>L-30: which pattern?</b>							
<b>Rhythmic Ensemble</b> 	<b>E-19 Old Macdonald: try on your castanet</b>							
<b>Homework</b> 	<b>H-56 Writing rhythm stories</b> -Each line should equal four beat buttons. We have a lot of rhythm friends we can use as options! <b>H-57 – C G bridge</b> <b>FLASHCARDS: name notes</b>							
<b>Toolbox</b> 								

**Have a fantastic Holiday Break! See you in the new year!**  
**(Jan 5-10, 2026)**