











**Level:** Sunbeam 1

**Lesson:** 14

Remember: colour a 'piano key' every day  
you practice. 5 days=sticker.



ACTIVITY	DIRECTIONS	Sun	Mon	Tues	Wed	Thurs	Fri	Sat
<b>Keyboard</b> 	<b>Warm ups:</b> <ul style="list-style-type: none"> <li>WB 30: RH C+ (C major) scale up &amp; down</li> <li>WB 33: LH C+ scale up &amp; down</li> <li>C Octopus (This is C with a red CG bridge... This is D without a bridge... This is E with a Red CG bridge...</li> </ul>							
	<b>K-50</b> – say note names outloud <b>K-52:</b> find a 'stepping up&down' pattern <b>Review: K-53</b> – name notes as you play <b>What is your party solo song??</b> <b>Group party song:</b> KS-139 Christmas Optionals: your Christmas booklet!							
<b>Tinsheet</b> 	On the Grand Staff side, put CREEPY on his "little line" Place "Grumpy" on Treble clef's lap (TC line 2) Place "Grumpy" on Bass Clef's attic (BC space 4) Place DINO "wait at the door" Place EDYTH "shy on line one"							
<b>Singing</b> 	<b>SING with Critter CD:</b> <b>NEW: Grumpy in the Attic (track 11)</b> <b>NEW: Poor Tired Grumpy (track 6)</b>							
<b>Listening</b> 	<b>PARTY songs?</b> <b>Group rhythm:</b> ES-39, ES-40 <b>Group keyboard:</b> KS-139 ??? your solo song							
<b>Rhythmic Ensemble</b> 	E-19: Old Macdonald. Try on your castanet							
<b>Homework</b> 	<b>H-52:</b> place your flashcards on pattern partner plays <b>H-553</b> <b>H-55</b> <b>H-110, 111: Make a game</b> <b>MY MUSIC STORIES:</b> Colour both G's <b>FLASHCARDS:</b> name notes							
<b>Toolbox</b> 								

**Mark your calendars – Christmas party!**

December Dec 15-20  
- Remember the food bank!-