



# Look Out!

Write the following notes with their accidentals.  
Remember to draw the accidental "before" the note.

If you know two places for your note, write both.

Handwritten notes in treble clef:


- Measure 1: C (natural)
- Measure 2: F# (sharp)
- Measure 3: Gb (flat)
- Measure 4: Cb (flat)
- Measure 5: B# (sharp)

Handwritten notes in bass clef:

- Measure 1: A# (sharp)
- Measure 2: F# (sharp)
- Measure 3: Gb (flat)
- Measure 4: B# (sharp)
- Measure 5: Db (flat)

Now find these notes on your keyboard!

# Draw Correct Rests

Draw in the correct rests under the  sign.



Basic Beat

**3**  
**4**

Breakdown

Basic Beat

**2**  
**4**

Breakdown

Basic Beat

**4**  
**4**

Breakdown



## Missing Notes

Fill in the missing notes of the scales. Add the fingering.

C major

fingering    1    2    3    1    2    3    4    5

a minor natural

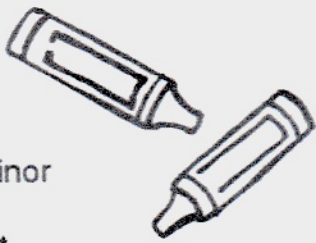
fingering    5    4    3    2    1    3    2    1

G major

fingering    5    4    3    2    1    3    2    1

e minor harmonic


fingering    1    2    3    1    2    3    4    5




# Color The Triads

e minor


Root



1st Inversion



2nd Inversion



Root

