

# Moonbeams 1






Lesson # 10



Tin sheet at home: Bass Clef: D, E



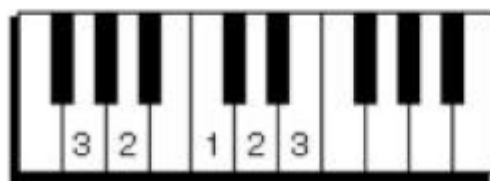
Sun Mon Tues Wed Thurs Fri Sat

Keyboard	K-37						
	W-18						
	KS-102 review						
	KS-108 Jolly Old St. Nicholas						
	KS-109 Jingle Bells						
Toolbox 	Clothespin Squeeze						
	W-15 line 3 & 4 (C/G, C/A, B/G bridges) C+ Scale (use chord progression chart)						
Homework 	H-22						
	Flashcards (17): Can you do all your flashcards in 60 seconds?						
Singing 	SS-22						
	S-8						
Listening 	L-10						
Rhythm Ensemble 	Rhythm Stories Add half rest & whole rest						
	E-3						

Note(s) from teacher:

# Jolly Old St Nicholas

KS-108



Cheerfully

Arr: Gilbert DeBenedetti

3 2 1 2 3

Jol - ly old Saint Nich - ol - as, Lean your ear this way!

1 2 1 2 3 2

Don't you tell a sin - gle soul What I'm going to say;

2 3

3 2 1 3

Christ-mas Eve is com - ing soon; Now, you dear old man,

1 2 1 2 3 1

Whis - per what you'll bring to me, Tell me if you can.

2 3



**KS-109**

## Jingle Bells

J. Pierpont

Arr: Gilbert DeBenedetti

With good cheer

First system of musical notation for "Jingle Bells". It features a treble and bass staff in 4/4 time. The melody is in the treble staff, and the bass staff provides a simple accompaniment of two notes per measure. The lyrics are: "Jin - gle, bells, Jin - gle, bells, Jin - gle all the way,".

Second system of musical notation. The melody continues with the lyrics: "Oh, what fun it is to ride a one horse o - pen sleigh.\_\_\_\_\_". The bass staff continues with the same two-note accompaniment.

Third system of musical notation, repeating the first system. The melody and lyrics are: "Jin - gle, bells, Jin - gle, bells, Jin - gle all the way,".

Fourth system of musical notation, repeating the second system. The melody and lyrics are: "Oh, what fun it is to ride a one horse o - pen sleigh.".