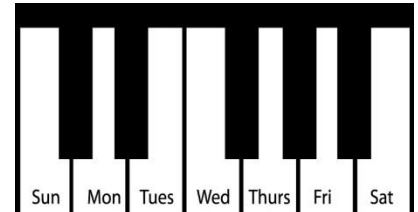








Sunbeams 1

Lesson # 8



Tin sheet at home: Find G



		Sun	Mon	Tues	Wed	Thurs	Fri	Sat
Keyboard 	K-28 - RH the LH (keep wrists up!)							
	K- 29 - RH/LH/HT							
	K-26/27 - RH/LH/ try HT (week 2)							
	WB-27 - This is C with finger 1 - This is D with finger 2							
	<i>Bonus: K-30</i>							
	Ball Squeeze							
Homework 	H-23							
	H-24 find a picture of something that gets louder (crescendo)							
	H-25 make puppet							
Singing 	S-11 Grump							
	S-13 Sleepy Panda							
	S-12 Crescendos							
Listening 	L-5 clap the rhythms with words (hop, turtle)							
Rhythm Ensemble 	Rhythm Story							
	E-8 use puppet, color time, color bar lines, color stop sign							

How to practice piano:

- 1) Clap and say Rhythm Words out loud
- 2) Point and say letter names
- 3) Play on piano with Rhythm Words out loud
- 4) Play and say letter names
- 5) Play and sing words