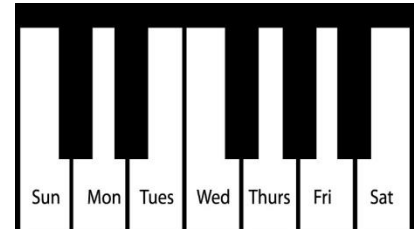







Sunshine 1

Lesson # 1



Tin sheet at home: Find Dens on the Keyboard side



		Sun	Mon	Tues	Wed	Thurs	Fri	Sat
Keyboard 	Play Dinosaur Dens - Low, High, RH (right hand) LH (Left hand) - Use a HOP beat (III) Play dens and sing S-3							
	K1 - Find Dens							
	K-2 - Play on Dens							
Homework 	H-1 Pictures of PIANO (quiet) things							
	H-3 Build Hop puppet (use a stick from the Rhythm Bag, there are enough!)							
Singing 	S-1 SunShine 1 Song							
	S-3, S-12, S-8							
	Bye Lo, Baby Oh, off to Dreamland you must go							
Listening 	L-3 Hop = I							
	L-5 Low & High sounds							
Rhythm Ensemble 								

Note(s) from teacher:

Sunshine 1 students love music! Don't worry about sitting down at the piano for a 30 minute practice session, instead go through the activities we did in class using the pages above as a guideline. Two 5 minute practices in a day are more effective than one long 45 minute practice at this age! Keep it fun and upbeat, allow kids a choice (should we do the tinsheet magnets or play K-2) rather than asking if they want to practice. Vary the sitting and standing activities to keep kids engaged in the material.