











Level: Sunbeams 3

Lesson: 3

Practicing: Colour a piano key for every day you practice. 5 Keys=Sticker



ACTIVITY	DIRECTIONS	Sun	Mon	Tues	Wed	Thurs	Fri	Sat
Keyboard 	Warmups: W-32 -RH C major scale with LH chords, LH C major scale with RH chords W-33 – C major triads W-12 Happy Slurs Review: W-11 triplet tricks New: Looking Glass River – Hand separate - try to keep that LH as quiet as you can New: K-6 Copy Me Review: **K-5 Alouette BONUS: W-31, KS-56							
Tinsheet 	Ledger A, B, C high, C D E Low Place triads: CEG EGC GCE CEG							
Singing 	Solfege: Practice smrd (Sol, me, re, do) in C major, G major, D major) Sight Read: W-58:1							
Listening 	L-28							
Rhythmic Ensemble 	E-10 Come and Dance with Me. Count 1+2+ beat buttons. Rhythm story: Use an 1/8 th rest (Can go "eighth rest, eighth note, eighth rest eighth note" for one 2/4 measure)							
Homework 	Page: 15 (Name notes) 25 (Stem direction—add stems and name notes) 37 (SH rest is called quarter rest now!) 120 (Match socks to legs of octopus. Copy Treble clef and draw a scale on staff) BONUS: 181 (Draw barlines)							
Toolbox 	C major Triads							

Practice tips for partners: The best time to do a written homework page is the day after class which will help your child recall the information and confirm understanding. The worst time is in the car on the way to class. Your child is beginning to master cutting, pasting and pencil skills. As this age they take great pride in a well-formed note. Share their joy! This is a stepping stone to written musical literacy.