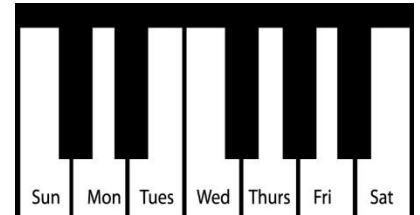








Sunbeams 2

Lesson # 1



Tin sheet at home: Review Treble Clef Notes




		Sun	Mon	Tues	Wed	Thurs	Fri	Sat
Keyboard 	K-1 - Remember 8va means to go 8 notes higher, use the Right Hand to play the middle and the high notes							
	K-2 use a piano strategy to learn this song! Try the one below							
	1) Clap and say Rhythm Words out loud 2) Point and name the notes 3) Look for patterns 4) Play one hand (5x) 5) Try the other hand 6) Try HT							
	Bonus: W-1							
Homework 	H-1							
	H-2							
Singing 	S-3 Fingers							
	Hot Cross Buns use hand signs and sing Do Re Mi							
Listening 	L-1 sing or play the patterns on this page, you can take turns being the teacher or the student!							
Rhythm Ensemble 	Rhythm Story							
	- Use E-15 for ideas in 2/4 time E-15 top line (use castanet)							

Begin Keyboard practice with warm-ups (scales). Your presence may be needed when new skills are added. Usually your child can warm up alone and review an old piece before asking you to join in.

Together you and your child might outline a plan for the week. Mark daily accomplishment goals in the new piece(s) for each day. Encourage repetition until mastered.

I Know My Notes



A B C D E F G

	A	B	C	D	E	F	G
Treble Clef							
Bass Clef							