











Level: Sunbeam 2

Lesson: 3

Practicing: Colour a piano key for every day you practice. 5 Keys=Sticker



ACTIVITY	DIRECTIONS	Sun	Mon	Tues	Wed	Thurs	Fri	Sat
Keyboard 	Warmups: W-40,41 "This is C" scale with RH and LH NEW: G7 chord C major scales: RH scale, LH chords <ul style="list-style-type: none"> This is C with a RED snowman chord, this is D with a green huggy chord... W-32-Line 1 & 2 K-5 – HS (hands separate) Day 1 –Phrase 1, Day 2- phrase 2, Day 3 – phrase 3, day 4 & 5- the whole song! **K-3: Hands together BONUS: K-4, W-5							
Tinsheet 	Red chord: SNOWMAN: I CEG GREEN chord: HUGGY: V7 BFG							
Singing 	S-3 - Fingers -Chant & wiggle fingers Hot Cross Buns: Hot Cross Buns (m r d) Hot Cross Buns (m r d) One a penny two a penny (dddd rrr) Hot cross Buns (m r d)							
Listening 	Rhythm stories: Use rhythm stories from K-5							
Rhythmic Ensemble 	E-15: whole song! Play with your partner							
Homework 	H-5 RED: snowman= I chord= C+ GREEN: Huggy = V7 = G7 L-4							
Toolbox 	Do flashcards every-day while mom or dad makes supper!							

Practice Tips for Partners: The best time to do a written homework page is the day after class which will help your child recall the information and confirm understanding. The worst time is in the car on the way to class. Your child is beginning to master cutting, pasting and pencil skills. At this age they take great pride in a well-formed note. Share their joy! This is a stepping stone to written musical literacy.