











Level: Sunbeam 1

Lesson: 3

Remember: colour a 'piano key' every day you practice. 5 days=sticker.



ACTIVITY	DIRECTIONS	Sun	Mon	Tues	Wed	Thurs	Fri	Sat
Keyboard 	Review: dens, firehalls - find DINOSAUR DENS, FIREHALLS, and D's (RH 2 Finger, LH 4 finger) ___ find RH (right hand) high & middle ___ find LH (left hand) low & middle ___ try HT (hands together) NEW: "F is a fireman whose name is Fred" K-9- find RH high & middle F's ___ find LH low & middle F's ___ play F's while saying "F is a fireman whose name is Fred" in loud (forte) and soft (piano) voices. K-7 "A Song for ME" ___ Play with RH finger 4 ___ Play with LH finger 2 ___ play hands together K-10 - "Fred and Dino" ___ Use hop and turtle puppets ___ Play with F and D LH, and then RH							
Tinsheet 	Find high & low D's, F's, DENS and FIREHALLS							
Singing 	S-1, S-2, S-3, S-4 S-5 - Rabbit S-6 - * finger dancing * Hold up each finger as you are singing! NEW: S-7 - slow poke.							
Listening 	L-4 - Music partner play high (right side of keyboard) and low (left side of keyboard) sounds. Sunbeam student circles boy or girl.							
Rhythmic Ensemble 	E-1 - line 2 E-4 Use Hop puppet							
Homework 	H-9 - Make turtle puppet H-11 - cut out/draw pictures of people "singing" K-8 and L-6 - colour							
Toolbox 	Rhythm stories: I ♪ or "turtles two beats (d). Write stores: II, III, d and dd							

Solfege: Clap clap clap your hands, clap your hands together
 Stomp stomp stomp your feet, stomp your feet together

(h l hh l, hh ll h l)
 (h l hh l, hh ll h l)