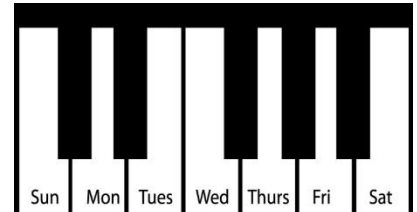








Sunbeams 1

Lesson # **3**



Tin sheet at home: Find Dens, Firehalls, Fs and Ds



		Sun	Mon	Tues	Wed	Thurs	Fri	Sat
Keyboard Toolbox 	K-9 <ul style="list-style-type: none"> - RH finger 4, LH finger 2 - Practice RH, then LH then try Hands Together (HT) - F is a Fireman whose name is Fred 							
	K-7 <ul style="list-style-type: none"> - Play like K-6 last week (use the same steps) 							
	K-10 <ul style="list-style-type: none"> - RH, LH then HT - Clap and say words out loud - Play on floor, name letters (FFDD) then finger numbers (4422) - Play on keyboards 							
	K-5 Review							
Homework 	K8 & L6 Color Fred & Turtle							
	H9 make puppet							
	H11 draw or cut out pictures of people singing or places where you can sing							
Singing 	S-7							
	S3 & S6 review							
Listening 	L4 Color High or Low to match sounds partners play							
Rhythm Ensemble 	E-1 (line 1&2), E3, E4							
	Rhythm Bag (Rhythm Stories) <ul style="list-style-type: none"> - Partners clap - Students place the number you heard clapped into the box 							