











Level: Sunbeams 3

Lesson: 2

Practicing: Colour a piano key for every day you practice. 5 Keys=Sticker



ACTIVITY	DIRECTIONS	Sun	Mon	Tues	Wed	Thurs	Fri	Sat
Keyboard 	Warmups: W-32 -C major scale with chords W-33 – C major triads							
	W-10 March in C - Play with chords W-11 triplet tricks							
	New:**K-5 Alouette							
	New: K-3 Icecream - ADD icecream everytime you play!							
	Review: *K-1 Imagination -play with chords BONUS: W-1, K-4							
Tinsheet 	Ledger A, B, C high, C D E Low							
	Place triads: CEG EGC GCE CEG							
Singing 	Solfege: Practice smrd (Sol, me, re, do) in C major, G major, D major)							
	Sing the words to S-4							
	Sight Read: W-57							
Listening 	L-1							
Rhythmic Ensemble 	E-3-E-7: try playing the different parts with your music partner							
	Rhythm story: Use a blueberry							
Homework 	Page:							
	36 (review Whole rests)							
	137 (colour code leap frogs)							
	140 (Colour the same notes as on Pg 137)							
	141 (Add fingering. Remember triad tutors from SB1)							
Toolbox 	BONUS: 16							
	Triad Fingering card							

Practice tips for partners: Some of the most important social skills are developed in the kindergarten years. Sharing and taking turns is an ongoing theme at this age. Your teacher may use the dynamics of a small group to provide children with the experience to stretch and grow. For example, your teacher may pair a strong singer with a more hesitant singer. This is not the time to say to your hesitant child, "Sing loud!"