



# Beside and Above



98

Melodic intervals live beside each other. (They make part of a melody )

Harmonic intervals live on top of each other. (They make harmony )

Melodic:




Harmonic:



Name intervals.

Circle all harmonic intervals.



M2


H2

H3

H5

M2

(hugging)  
(harmonic 2nds hug)




M4

H2

H7

H2

H8



M4

H4

M5

H4

M3




# Who is My Neighbor?




Melodic intervals live beside each other!

Write melodic intervals above.




Write melodic intervals below.




Harmonic intervals live on top of each other!

Write harmonic intervals above.



Write harmonic intervals below.







# Note Heads




1. Turn these note heads into eighth notes by adding stems and flags. Remember, flags always fly to the right.




2. Turn these note heads into eighth notes by adding stems and beams.



3. Turn these note heads into sixteenth notes by adding stems and flags.



4. Turn these note heads into sixteenth notes by adding stems and beams.







## More Grand Staff Sharps

Write the following key signatures in both the treble and bass clefs.

4 Sharps	2 Sharps	3 Sharps

1 Sharp	6 Sharps

5 Sharps	7 Sharps