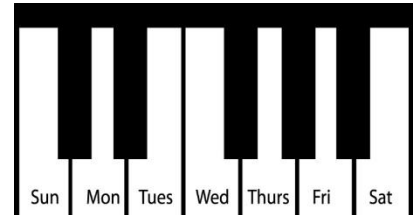









Sunbeams 1

Lesson # 27



Tin sheet at home:



		Sun	Mon	Tues	Wed	Thurs	Fri	Sat
Keyboard 	W-14/15 HT with bridges							
	*K-93 learn one line per day							
	K-94/95 keep LH thumb on G for the whole song							
	K-91 with bridges							
	Review: K-150							
Toolbox 	Octopus C+ Scale - Can you play bridges with your RH? Remember to start two octaves apart							
	Flashcards: (17) - Name - Play - Put on Tinsheet							
Homework 	H-95							
	H-96							
Singing 	S-47 The Friendly Sharp							
	Review: S-46, S-64, S-44							
Listening 	Sharp = makes a note go up one small step							
Rhythm Ensemble 	Mozart							
	Read E-24 , play E-25							

Notes from your teacher:

Music Bucks: write your practice minutes in the keys, try to get 60 minutes this week!

1 minute = 1 buck