




Level: Sunbeams 3








Lesson: 25

Practicing: Colour a piano key for every day you practice. 5 Keys=Sticker

MUSIC BUCKS! Write your practice minutes on the keyboard! 75 minutes=sticker.

RECITAL is Sunday June 8



ACTIVITY	DIRECTIONS	Sun	Mon	Tues	Wed	Thurs	Fri	Sat
Keyboard 	Warmups: W-47: F major scale HS W-22: F major Etude Review: Starfish at night **NEW: Prep B: Pumpkin Boogie – learn as much of it as you can and I will help you at solo time next week! K-43: Play hands separate. *K-44- Review: Week Two. Hands together. Bonus: W-29							
Tinsheet 	Flashcards: Name as many as you can in 60 seconds. Tinsheet: place F major scale.							
Singing 	S-13 a Cricket Sing a scale in solfege but using the notes of F major scale							
Listening 	L-14							
Rhythmic Ensemble 	E-32 Rhythm story: Your choice!							
Homework 	Page: Catch up week!							
Toolbox 								

Practice Tips for Partners: Only the necessary fingering is provided so students will not fall prey to reading by finger number. Because your child is moving beyond the basics, there will be hand changes. When they ask "Where do I put my hands", do not react by moving your child's hands to the starting position. Ask, "Which clef are you in?"; "What's the note?"; "Which finger do you need?" And then confirm with statements like "You did it yourself!" Mistakes will happen and that is OK.