











Level: Sunbeam 2

Lesson: 26



MUSIC BUCKS: write your practice minutes on the keyboard. 60 minutes=sticker

RECITAL: Sunday, June 8

ACTIVITY	DIRECTIONS	Sun	Mon	Tues	Wed	Thurs	Fri	Sat
Keyboard 	Warmups: W-27: Remember Bb. RH thumb on F, LH 5 on F W-50, 51: F+ scale RH (funny finger four), LH - Play hands separate, then try RH with LH chords W-38: Line 2 New: **KS-93: learn RH, then add C+ chords - watch fingering (bunny is hopping) K-60: learn HS. Try one phrase HT each day. K-52,53: Week two: RW out loud: watch fingering! Bonus: K-55, K-56, 57.							
Tinsheet 	Place Red, Blue, Green in F major F+, C7, B flat +							
Singing 	S-24 : Feeling flat							
Listening 	L-34- Listen to a song on the radio and decide what speed it is at							
Rhythmic Ensemble 	E-12-13- Play the bottom part of rhythm Rhythm story: Use a tie in your rhythm story							
Homework 	H-53 – careful of the key signature H-60- match concepts							
Toolbox 	Use Triad Tutor to play F major triads with LH and RH FAC ACF CFA FAC RH:1 3 5 1 2 5 1 3 5 1 3 5 LH: 5 3 1 5 3 1 5 2 1 5 3 1							

Solfege: Sing a scale with handsigns:
Do Re Mi Fa Sol La Ti Do

Fill in online Choice forms for MYC!