




Level: Sunbeam 1








Lesson: 26



**MUSIC BUCKS: write your practice minutes on the keyboard. 60 minutes=sticker**

**RECITAL: Sunday, June 8**

**Spring Break: Mar 23-29 NO LESSON**

ACTIVITY	DIRECTIONS	Sun	Mon	Tues	Wed	Thurs	Fri	Sat
<b>Keyboard</b> 	<b>Warmups:</b> W-14-15: Play and sing words. Try LH Bridges. W-4-5: C Major Scale							
	**K-91: learn RH first counting 3, 1, 2, 3... - add a 'bridge' to first note of each measure							
	KS-150: say rhythm words out-loud - Add bridges							
	Week two: K-79- Review HT Bonus: K-92							
<b>Tinsheet</b> 	<b>Treble clef: Middle C to belly button B</b>							
	<b>New: High C</b>							
<b>Singing</b> 	S-46 One, two three! High C (track #9)							
	S-64 Becky in the TC (track #8)							
	S-44 Amy in the Treble Clef (track #7)							
<b>Listening</b> 	L-5: What do you hear?							
<b>Rhythmic Ensemble</b> 	E-26: Sunbeam clap bottom while partner claps top							
	Rhythm story: add a tie between two measures.							
<b>Homework</b> 	H-71							
	H-93							
<b>Toolbox</b> 	Trill: RH then left hand: hide your fingernails! (Curve your fingers)							

Solfege: Hot Cross Buns (mrd)      Hot cross buns (mrd)  
 One a penny (dddd)                  Two a penny (rrrr)  
 Hot Cross Bunds (mrd)

**Fill in registration form online for next year MYC!**