




Level: Sunbeam 1








Lesson: 25

Remember: colour a 'piano key' every day you practice

MUSIC BUCKS! Write your practice minutes on the keyboard! 60 minutes=sticker.

Recital is Sunday, June 8



ACTIVITY	DIRECTIONS	Sun	Mon	Tues	Wed	Thurs	Fri	Sat
Keyboard 	TRILL: RH, then LH (same as last week) C+ Scale: RH, then LH H-49: HT with bridges in RH, and scale in LH W-10,11 1) name notes as you play 2) play & sing words **KS-150: name notes as you play. You can try singing the words for Easter! K-87: Learn RH, then add LH bridges K-86: Rhythm words out loud! (week 2) Review: K-78: with bridges Bonus: K-90, KS-150							
Tinsheet 	Treble clef notes: Middle C to Belly button B							
Singing 	SING with Critter Tracks (and find on tinsheet): S-64: Becky in the treble clef (#8) S-44 Amy in the Treble clef (#7)							
Listening 	Rhythm stories: 2/4 – whole rest $\frac{3}{4}$ - big whole rest 4/4 – great big whole rest							
Rhythmic Ensemble 	E-26= students clap top line while partner claps bottom.							
Homework 	H-89 H-90 I KNOW MY NOTES: Colour treble clef B							
Toolbox 								

SOLFEGE: Hot cross buns (mrd) Hot Cross Buns (mrd)
One a penny (dddd) Two a Penny (rrrr)
Hot cross buns (mrd)
 Sing with handsigns then play on the piano.