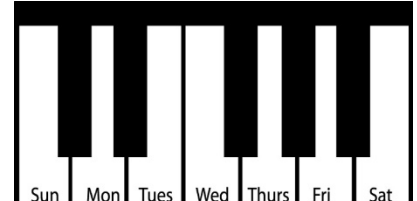







Moonbeams 1

Lesson # 26



Tin sheet at home: Flats! What does a flat do? Makes a note go down. The first flat is B!



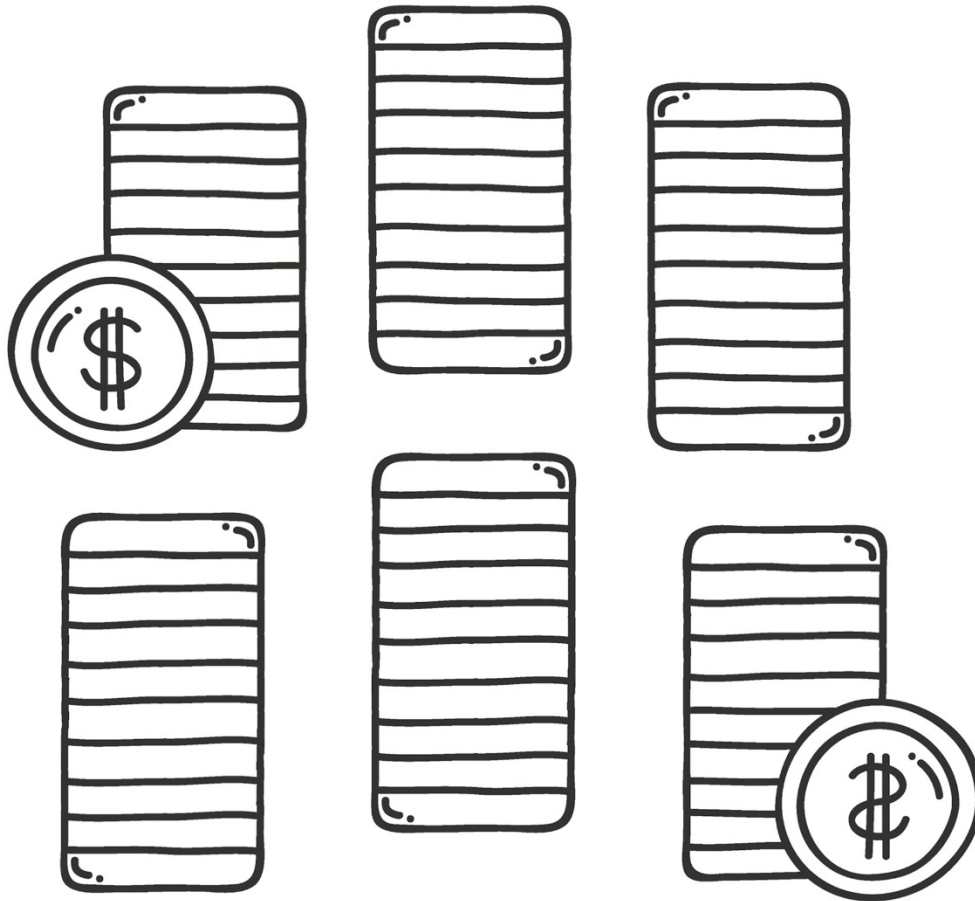
		Sun	Mon	Tues	Wed	Thurs	Fri	Sat
Keyboard 	K-77 week 2							
	K-79 look for Bb							
	Bonus: K-80							
NEW! Chord Progression Chart: W-51 F+ scale RH, LH Remember RH is funny finger four RH 12341234 LH 54321321 Flashcards: - Name - Play - Put on Tinsheet								
Homework 	H-50							
	H-51							
Singing 	FLAT = take the note down one half step (opposite of sharp)							
Listening 								
Rhythm Ensemble 	Rhythm Stories use tam ti (♩ ♪)							
	E-16							

Note(s) from teacher:

Music Bucks, keep track of your minutes each day and write them in the boxes above or use the coloring sheet on the next page to track them.



My Music Bucks Wallet



**Color one coin for each 10 minutes of practice that you do
One stack of coins is 100 minutes!**

*Sunshine 1 & Sunbeam 1 = 60 minutes/week
Sunbeam 2 & Moonbeam 1 = 75 minutes/week
Sunbeam 3 & Moonbeam 3 = 100 minutes/week*