

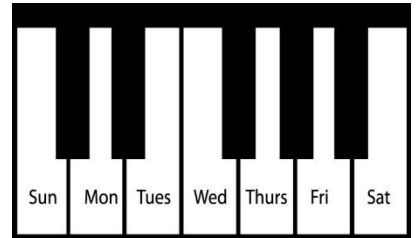
Sunshine 1






Lesson # 17



Tin sheet at home:

Put ABCDEFG on your tinsheet in order and talk about neighbors! Who is before B? Who is after F? Who is between G and B? Try starting on C! then F!



Keyboard 	K-37 C+ scale ascending (going up) RH only this week, work for the finger tuck, but a sweep of the thumb is also ok!						
	KS-14/15 play for fun						
	K-45						
	K-46						
	KS-22						
	Ball Squeeze						
	Clothespin Squeeze & O fingers						
Homework 	Composing: Use the handout below to write a song this week. Bring it back to class with you next week!						
Singing 	S-31						
	S-9						
Listening 	L-39 read with puppets						
Rhythm Ensemble 	Rhythm Story						
	E-18 use castanet						

Note(s) from teacher:

_____ 's Song



- Write your own song! Follow these steps and you will have a song in less than 5 minutes!
1. Circle Treble Clef for Right Hand or Bass Clef for Left Hand
 2. Cut out 4 patterns from the box below and paste them into the 4 empty boxes above.
For your last pattern, try to choose a pattern that goes down or a standing still.
 3. Choose what letter to start on and write it in the first box under the first pattern (any letter)
 4. Add your name to the top!
- You are done! Great job composing, bring your song to class to share with everyone!

(cut here)
