












Tin sheet at home:

Sun	Mon	Tues	Wed	Thurs	Fri	Sat
-----	-----	------	-----	-------	-----	-----

Keyboard 	*K-35 - count out loud with numbers 123 456 - HT						
	K-36 - HS, pay close attention to fingering and count out loud						
	Review: K-33, K-32						
	W-42 D+ scale (RH & LH)						
Homework 	Bright Ideas 1 (bonus pages in brackets) No assignment this week.						
	Composing - Start working on your song. Write a motive and bring your work with you to class next week						
Singing 							
Listening 							
Rhythm Ensemble 	Rhythm Stories						
	E-23 play and count with numbers						

When you are practicing, try following these steps:

- (2-5 min)** Play your scale & triads (make sure you use the right fingers and play evenly, if you don't get it right, try it again, practice until you get it right)
- (5 min)** Start with the hardest (or newest) song. Try two measures RH/LH/then HT. Once that goes well, add 2 more measures or review yesterday's work
- (5 min or less)** Play the song we've had the longest. Listen for dynamics, even tempo and ensure you are using the right fingers. If you can play the whole thing in less than 1 minute, do it 2 or 3 times!
- (5 min)** Work on the other song (if we have one) or play an old song for fun! Also a good time to revisit something that might need more attention (a triad, scale, BI page etc.)



Submission to the MYC® Composition Festival constitutes agreement that the composition may be used by MYC® for purposes of display, publicity and advertising.

Composer's Name: _____
Level: _____
MYC® Teacher's Name: _____
Province /State: _____

COMPOSITION TECHNIQUES

Motive
The idea



Sequence
Motive is pitched higher or lower



Repetition
Motive is repeated



Retrograde
Motive is written backwards



Inversion
Motive is written upside down



Rhythmic Shift
Motive is shifted to the right



Fragmentation
One part of the motive is highlighted



Augmentation
Rhythmic values of the motive are larger



Diminution
Rhythmic values of the motive are smaller



Question / Answer
A final musical statement to answer the question posed by the motive

