








Tin sheet at home:

Sun	Mon	Tues	Wed	Thurs	Fri	Sat
-----	-----	------	-----	-------	-----	-----

Keyboard 	K-32 - count out loud with numbers 123 456						
	K-33 - count out loud with numbers 123 456						
	RCM p14 Oranges and Lemons - play for fun						
	W-39 e- natural/harmonic						
Homework 	W-40 RH e minor harmonic, LH e minor chords W-41 e- triads RH/LH/ Solid & Broken W-10 try in e-						
	Bright Ideas 1 (bonus pages in brackets)						
	41 (the top number tells you how many beats, the bottom number tells you what kind of note gets the beat), 60 (write in the 6/8 time counting!), 145 (color e minor triads! Use your W page if needed)						
Singing 							
Listening 							
Rhythm Ensemble 	Rhythm Stories						
	E-23 play and count with numbers						

When you are practicing, try following these steps:

- (2-5 min)** Play your scale & triads (make sure you use the right fingers and play evenly, if you don't get it right, try it again, practice until you get it right)
- (5 min)** Start with the hardest (or newest) song. Try two measures RH/LH/then HT. Once that goes well, add 2 more measures or review yesterday's work
- (5 min or less)** Play the song we've had the longest. Listen for dynamics, even tempo and ensure you are using the right fingers. If you can play the whole thing in less than 1 minute, do it 2 or 3 times!
- (5 min)** Work on the other song (if we have one) or play an old song for fun! Also a good time to revisit something that might need more attention (a triad, scale, BI page etc.)