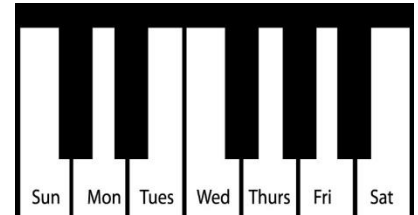








Sunbeams 1



Tin sheet at home: Creepy curls up like a button in Bass Clef space 2



		Sun	Mon	Tues	Wed	Thurs	Fri	Sat
Keyboard 	K-58/59 talk about broken C-G bridges when playing these songs							
	K-54 Low C							
	K-55							
	W-3 line 1 only (solid bridges)							
	Octopus C+ Scale - RH/LH - HT with a RED bridge - Sing "this is C with a RED Bridge, this is D without a bridge, this is E with a RED bridge ...							
Flashcards: (7) - Name - Play - Put on Tinsheet								
Homework 	H-53							
	H-55							
Singing 	S-28 Finger Bridges							
	S-29 Third Button Creepy							
Listening 								
Rhythm Ensemble 	Rhythm Story - Make up your own!							
	E-19							

Composing:

Use the handout on page 2 of this homework. Cut and paste patterns. Kids can pick different letters for each pattern to start on, or you can pick one letter for the first pattern and go from there! Bring back next week, all kid's songs will be played in class by the teacher (you can print the page more than once to make as many songs as the kids want to!)



Write your own song! Follow these steps and you will have a song in less than 5 minutes!

1. Circle Treble Clef for Right Hand or Bass Clef for Left Hand
 2. Cut out 4 patterns from the box below and paste them into the 4 empty boxes above.
For your last pattern, try to choose a pattern that goes down or a standing still.
 3. Choose what letter to start on and write it in the first box under the first pattern (any letter)
 4. Add your name to the top!
- You are done! Great job composing, bring your song to class to share with everyone!

(cut here)
