






Sunshine 2



Back in Class **January 5-11** try to practice 5-7 days over the holidays. Use the suggestions below to play for FUN.

Sun	Mon	Tues	Wed	Thurs	Fri	Sat

<p>Keyboard</p>	<p>Christmas Play for Fun: KS-71 W-42 W-26/27</p>						
<p>Toolbox</p> 	<p>Warmup: C Octopus (RH scale/LH bridge) - Play C octopus with all the bridges!</p> <p>W-1 Bridge Bonanza - Play all 5 lines</p> <p>Review Smartie cards, especially the ones we've added recently (Bass Clef B,C,D,E,F,G) Sometimes we fall into the trap of thinking our SunShine students are still as good at their cards as they were at the beginning of the year and the new cards might be tricking them a bit.</p>						
<p>Homework</p> 	<p>Sunshine 2 students need to play some HT songs with bridges (Eg W26/27, KS-67, W-19) or play old favourites and use the method shown in class to add bridges</p> <p>I am a Star (next page) Play for friends and family over the holiday and have them sign your page. I will give you a sticker for each name on the page!</p>						
<p>Singing</p> 							
<p>Listening</p> 							
<p>Rhythm Ensemble</p> 	<p>Rhythm Story Use a whole rest in every time signature. It changes to match the top number (in 4/4 its 4, in 3/4 its 3, in 2/3 its 2)</p>						

Notes from your teacher:



I played for: _____	I played for: _____
I played for: _____	I played for: _____
I played for: _____	I played for: _____
I played for: _____	I played for: _____