

# Moonbeams 1

Lesson # 15



Tin sheet at home:

---



---








---




---

Sun	Mon	Tues	Wed	Thurs	Fri	Sat
-----	-----	------	-----	-------	-----	-----

<b>Keyboard</b>  	<b>K-49</b>						
	<b>Christmas Songs: (play until Christmas)</b> KS-109 Jingle Bells KS-108 Jolly Old St Nicholas KS-110 We Wish you a Merry KS-105 O Christmas Tree BONUS: Away in a Manger						
	<b>Chord Progression Chart:</b> <b>C scale with all three chords</b> <i>Important! Do this everyday!</i>						
	<b>Clothespin Squeeze</b>						
<b>Homework</b> 	<b>I am a Star</b> Play your songs for friends and family and have them sign their name in a box on the next page. I will give a sticker for each one!						
<b>Singing</b> 							
<b>Listening</b> 							
<b>Rhythm Ensemble</b> 	<b>Rhythm Stories</b>						
	<b>ES-24/25</b> <b>ES-27</b>						

Note(s) from teacher:



# I am a star



I played for: _____	I played for: _____
I played for: _____	I played for: _____
I played for: _____	I played for: _____
I played for: _____	I played for: _____