






Sunbeams 3

Lesson # 5



Tin sheet at home:

Sun	Mon	Tues	Wed	Thurs	Fri	Sat
-----	-----	------	-----	-------	-----	-----

Keyboard 	K-11 - First 5 measures only							
	RCM P26 Looking Glass River - Whole song HT this week, use the pedal! Remember the "up/down" motion must come AFTER you play the new note							
	*K-9 - HT whole song							
	Play for fun: K-5							
	W-33 C+ triads, try RH and LH							
	W-34 - A minor natural, harmonic & harmonic C+ Contrary Motion Scale							
Homework 	Bright Ideas 1 (bonus pages in brackets)							
	(27 paddle or dive) 35 (match the note to the rest of the same value), 39 (use your math skills to solve each equation), 45 (count the beats for each time and add the bar lines)							
Singing 	SS-27 Thanksgiving							
Listening 	Rhythm Stories Use all your rests							
Rhythm Ensemble 	E-11							

In playing bridges & chords, the shoulder and arm should be relaxed.

As your young child plays the green and blue bridges/chords, plant the image of opening the hand rather than stretching the hand. This interval (distance) of a sixth is the widest distance played this year.