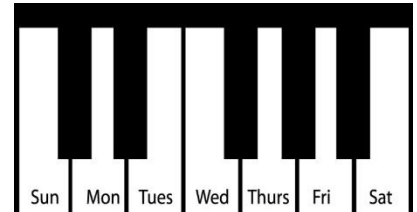








Sunbeams 1

Lesson # 2




Tin sheet at home: Find Ds



		Sun	Mon	Tues	Wed	Thurs	Fri	Sat
Keyboard 	K-5 - Use RH finger 2 and LH finger 4 - Play a HOP beat HT (hands together) & say D is a dreadful Dancing Dinosaur (I I I I I I I I)							
	K-6 - Play and say HOP - Play and say words - Use all fingers							
	PATTERN - Standing Still Play all over your piano							
Homework 	K4 Color Dino							
	H7							
	H8 Cut and paste (or draw) pictures of quiet things							
Singing 	S-4, S-6							
	S1, S2, S3 review							
Listening 	L-2							
	Color High or Low to match sounds partners play							
Rhythm Ensemble 	E-3							
	Children play HOP on castanets while partner chants the words Rhythm Bag (Rhythm Stories) - Partners clap HOPs - Students place the number you heard clapped into the box							

Find Dinosaur Dens & Firehalls



myc[®]

music for young children[®]

