











Level: Sunbeam 1

Lesson: 2

Remember: colour a 'piano key' every day you practice. 5 days=sticker.



ACTIVITY	DIRECTIONS	Sun	Mon	Tues	Wed	Thurs	Fri	Sat
Keyboard 	Review: dens, firehalls - find DINOSAUR DENS (with 2 fingers) and FIREHALLS (with 3 fingers) on your keyboard ___ find RH (right hand) high & middle ___ find LH (left hand) low & middle ___ try HT (hands together) ___ play DENS & sing S-4, play FIREHALLS & sing S-3 NEW: "D is a dreadful, dancing dinosaur" K-4, K-5 – find RH high & middle D's ___ find LH low & middle D's ___ play D's while saying "D is a dreadful, dancing, dinosaur" in loud (forte) and soft (piano) voices. K-6 "The 'D' Song" ___ Play with RH ___ Play with LH ___ play HT. By end of week, students may point and partners play.							
Tinsheet 	Find high & low D's, DENS and FIREHALLS							
Singing 	S-1, S-2, S-3, S-4 S-5 - Rabbit S-6 - * finger dancing * Hold up each finger as you are singing!							
Listening 	L-2 -Listen for High and Low sounds - Listen for loud (forte) and soft (piano) sounds							
Rhythmic Ensemble 	E-1 – line 1 review E-3 – use bunny puppet & 'HOP' along bunny trail - Students point & and say <i>hop</i> while partners chant. - Parents point & say <i>hop</i> while children follow with their puppet or pat on their lap.							
Homework 	H-7 - Label finger numbers (*you can decorate hands) H-8 – cut & paste or draw "PIANO" (quiet) pictures K-4 – colour GAME: "Find Dinosaur Dens and Firehalls"							
Toolbox 	Rhythm stories: I ♪ = hop, II, III, IIII							

Solfege: Starlight, Star bright, First star I see tonight (h I h I, h II hh I)
 Wish I may, Wish I might, Have the wish I wish tonight (hh I hh I, hh II hh I)