










Level: Sunbeam 1

Lesson: 1

Remember: colour a 'piano key' every day you practice. 5 days=sticker.



ACTIVITY	DIRECTIONS	Sun	Mon	Tues	Wed	Thurs	Fri	Sat
Keyboard 	K-3 – find DINOSAUR DENS on your keyboard using 2 fingers ___ find RH (right hand) high & middle dens ___ find LH (left hand) low & middle dens ___ try HT (hands together) ___ play DENS and sing S-4							
	K-3 – find FIREHALLS – use 3 fingers ___ do same as above but sing S-3 not S-4							
	K-2 – partners point, kids play "f" (forte) - clap & say HOP out loud - play & say HOP out loud - play & say words of song -by end of week, students may point & partners play							
Tinsheet 	Find high & low DENS and FIREHALLS							
Singing 	S-1							
	S-2							
	S-3 S-4							
	Sing what you can remember. Don't worry! We'll go over the songs again next week!							
Listening 	L-1 – colour bunny. - Practice "hop" beat - clap it; tap it on castanet; use puppet							
Rhythmic Ensemble 	E-1 – line 1 only - use bunny puppet & 'hop' along bunny trail (partners pointing)							
Homework 	H-1 – make a puppet with stick and cottonball							
	H-3 – cut & paste "fote" (loud) pictures, or draw pictures.							
	H-5 – colour, cut, place on your keyboard BONUS: colour firetruck							
	PARENTS: read letters on parent resource page.							

Solfege: Bye Lo Baby Oh
Off to Dreamland you must go

(h | hh |)
(hh || hh |)

h = clap high
l = tap knees