













Music Baseball!

Play a song 4 times for a homerun. If you play the song perfect, you can get an automatic homerun! We will add your score to your team next week.

	Sun	Mon	Tues	Wed	Thurs	Fri	Sat
Keyboard							
Toolbox 							
Homework 							
Singing 							
Listening 							
Rhythm Ensemble 							

Keyboard	K-111 watch your fingers and the sharps!
	*K-113 play a duet with your partner
	K-116 use finger 2 on G#
	Review: KS-159
Toolbox 	Octopus G+ Scale - With bridges - RH/LH
	Flashcards: (17) - Name - Play - Put on Tinsheet
Homework 	H-101 abcdefga
	H-103 abcdefg#a
Singing 	Twinkle Twinkle – use dynamics!
Listening 	
Rhythm Ensemble 	Rhythm Stories
	E-33

Notes from your teacher:

Recital Reminders!

Please check with your teacher if you are unsure of your recital schedule.

_____ Your K Page


_____ Group K Page

_____ Group E Page (if assigned!)


MYC BASEBALL

Player's Name _____ Team _____

Page #
For Song



Total Runs earned this week: _____



Total Runs earned this week: _____

-
- Music Partners please be the score keepers
 - Color 'one' line of the diamond every time you play your song
 - Completed diamonds (all 4 lines colored) = 1 run for your team
 - Play a song 'perfect' for your partner and they can color a whole diamond = HOME RUN!