











Level: Sunshine 1

Lesson: 31

Baseball! Colour 1 line on a diamond every time you play a song. A completed diamond of 4 sides equals 1 run for your team. IF you play a song for Someone else with NO mistakes, they may color An entire diamond for a 'home run'.



ACTIVITY	DIRECTIONS	Sun	Mon	Tues	Wed	Thurs	Fri	Sat
Keyboard 	WB Divider: A natural minor scale - RH & LH (hold each note 4 beats) K68, 69: BRACE: "both hands" on piano K-72: watch which hand is playing KS-31: watch which hand is playing WB-18: Fred _____What is your recital song?? REVIEW: KS-26							
Tinsheet 	SMARTIE FLASHCARDS Name note, place note on tinsheet, play notes on piano							
Singing 	SING Critter CD #5 Muddy Boots Fred S-38 – Wake up! Group recital song: Fireman Fred is a happy fellow!							
Listening 	L-43							
Rhythmic Ensemble 	E-23 Rhythm stories: 2/4 (whole rest), 3/4 (big whole rest) or 4/4 ti (great big whole rest)							
Homework 	H-55							
Toolbox 	Igloo fingers							

RECITAL is Sunday, June 2 at 3:0
Greenfield Community Church
3712 114 St NW, Edmonton, AB T6J 1M1

RECITAL SONGS TO CHOOSE FROM – SUNSHINE 1 1C BOOK

- K68 Little Bird
- K71 Moon
- K74 Driving Down
- KS25 Ho Ho Ha Ha (HT)
- KS26 Mary's Lamb
- KS27 Snow and Ice (RH then LH)
- KS30 Feed the Birds (HT)
- KS31 Music Class Is Over

1B Book

- S5 Forte-Piano
- S8 Fingers Dancing
- S11 Marching Songs For Fingers
- S19 Critter C
- S39 Colors

1B Book

If you want a more CHALLENGING recital song: (teacher will show you Treble Clef "A")

- S1 Sunshines
- S7 My Little Fingers
- S10 We Can Move Our Fingers S15 Bugs
- S23 Bouncing Bird
- S24 Sunshine
- S25 Skipping Song
- S29 Bells
- S30 Little Mozart
- S31 Snowflakes
- S32 Spring Song
- S34 Have Some Fun