




Level: Sunshine 1








Lesson: 29

MUSIC BUCKS! Write your practice minutes on the keyboard! 50 minutes=sticker.

Last week of MUSIC BUCKS

Registration form online?



| ACTIVITY | DIRECTIONS | Sun | Mon | Tues | Wed | Thurs | Fri | Sat |
|---|--|-----|-----|------|-----|-------|-----|-----|
| Keyboard  | WARM UP: WB Divider: A minor scale - play each note and hold for 4 beats - say "sleepy panda" or count to 4, then move to next note K-67- "Get BOTH hands ready" to play - Play & say note names, then play and say rhythm words "BRACE": ties Mrs. TC and Mr. BC together to form their grand house or "grand staff" KS-27 – both hands up | | | | | | | |
| Tinsheet  | SMARTIE FLASHCARDS Name note, place note on tinsheet, play notes on piano | | | | | | | |
| Singing  | SING with your new CD!!! CD#10 Becky on the Roof CD#4 Edyth in the Treble Clef CD#3 Dino at the door S-42 – Don't get a tummy ache S-39 – Colours (Easter) | | | | | | | |
| Listening  | L-34 | | | | | | | |
| Rhythmic Ensemble  | ES-27 Rhythm stories: use 2/4, ¾ or 4/4 time signatures | | | | | | | |
| Homework  | H-54 – Tinsheet keyboard side Find C maj scale, (CDEFGABC) Find A min scale (ABCDEFGA) Have friends interested in MYC? waltersmusicstudio@gmail.com | | | | | | | |
| Toolbox  | S-45 Igloo fingers | | | | | | | |

Recital: Sunday, June 2 @ 3:00 PM Greenfield Community Church