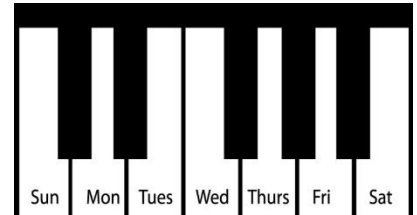







# Sunshine 1

Lesson # 29



Tin sheet at home: Ants on the roof!



		Sun	Mon	Tues	Wed	Thurs	Fri	Sat
<b>Keyboard</b> 	<b>KS-26</b> RH/LH							
	<b>K-73</b>							
	Review <b>K-67</b> both hands together!							
<b>Homework</b> 	<b>WB Divider:</b> a minor scale							
	Play your pattern cards all over the piano							
	Igloo Fingers							
<b>Singing</b> 	<b>CD #17 Amy</b>							
<b>Listening</b> 								
<b>Rhythm Ensemble</b> 	<b>Rhythm Story</b> use whole rests							
	<b>ES-27</b>							

Note(s) from teacher:

Music Bucks! Instead of coloring the day, write your minutes in each key, or use the coloring page from last week to keep track of your minutes. Try to get 60 each week!

## Recital Choices

- Choose your child's **top TWO songs** from this list of recital possibilities. Next week in class, we will assign **ONE song** to each child to play for their solo and a group song to play all together. We practice A LOT with this age group, and while no child is forced to go up on stage, most of them will go up willingly and play!

### 1B Book:

K-50 In my house  
K-51 Leaves  
K-52 Little Song  
KS-5 Little Helpers  
KS-10 Valentine Candy  
KS-16 Fingers  
KS-18 Row Row Row  
KS-20 Hiking (same as K-52, but starts on G)  
KS-21 Jump Up High  
KS-22 Please

### 1C book:

K-53 C and E play Tunes  
K-54 Hear Me Play  
K-55 Now Watch Me  
K-59 Busy Fingers  
K-60 Critter Friends  
K-63 Bass Clef  
K-64 Tigers  
K-66 My Song  
K-67 My New Bell  
K-68 Little Bird  
K-71 Moon  
K-72 Beethoven  
K-73 Measles

K-74 Driving Down  
KS-24 Bunny Hop  
KS-25 Ho Ho Ha Ha  
KS-26 Mary Had a Little Lamb  
KS-27 Snow and Ice  
KS-28 Mrs Treble Clef's Friends  
KS-29 Creepy and Dino are Friends  
KS-30 Feed the Birds  
KS-31 Music Class is Over  
KS-32 Hiding Eggs  
  
L divider Happy Birthday  
K divider Twinkle Twinkle

We will have learned all these songs by the end of the year, even if we haven't done them yet, children can choose them for the recital. I like to avoid the songs that are only one note, so start by choosing from this list.