











Level: Sunbeams 3

Lesson: 30



Practicing: Colour a piano key for every day you practice. 5 Keys=Sticker Baseball! Only absolutely perfect counts as a run!

ACTIVITY	DIRECTIONS	Sun	Mon	Tues	Wed	Thurs	Fri	Sat
Keyboard 	Warmups: W-49-51: D minor harmonic with chords -Triads (solid)							
	**Prep B Pg 20 Sneaky Sam – try to get it with no pauses. Watch for your softs and louds							
	NEW: K-48- Little Robin. Day one: Play lines 1&4, Day two: play line 2, Day 3: play line 3, Day 4&5 play whole song. W-25- A Dorian Rocker – Hands together!							
	*K-49: Hot burnt Buns. TRICKY: RH legato, LH staccato Bonus: none							
Tinsheet 	Flashcards: can you name all of them in 60 seconds?							
	Tinsheet: Place D minor chords RED, GREEN, BLUE							
Singing 	S-23- the Bass Clef Limbo							
	Sing a full scale using solfege hand signs							
	RECITAL: Sun, June 2 at Greenfield Community Church. Thur class 3PM, Sat class 4:30PM.							
Listening 	Play your smiley patterns on the piano and have your music partner guess which one you are doing.							
Rhythmic Ensemble 	E-36,37- Just the rhythm not playing it.							
	Rhythm story: Make a 6/8 rhythm. Count it outloud							
Homework 	Page: 111 (Always use same note name=common)							
	112 (Draw your lollipop keyboard first)							
	118							
	119 (remember semitones=halfsteps)							
Toolbox 	(159)							
	D minor scales, chords							

Practice Tips for Partners: Strong music readers read slightly ahead of the score and inner-hear the sound they want to produce. They read in phrases much like reading in sentences with words. In other words, the strong music reader reads with comprehension. This is a goal of the MYC curriculum.