




Level: Sunbeams 3








Lesson: 29



Every minute gets a Music buck! 75= sticker
ONE MORE WEEK FOR MUSIC BUCKS!

LAST WEEK for music bucks!

Recital: Sunday, June 2 at 3:00 or 4:30

ACTIVITY	DIRECTIONS	Sun	Mon	Tues	Wed	Thurs	Fri	Sat
Keyboard 	Warmups: W-49: D minor harmonic and natural scales (HS)							
	RCM P. 20 Sneaky Sam – both pages - watch out and add dynamics (louds and softs)							
	W-24: D minor etude- You play one hand, music partner plays the other. Then try hands together. **K-49: Hot burnt Buns. TRICKY: RH legato, LH staccato							
	*Review: K-46- Baseball (you are my sunshine) . Bonus: none							
Tinsheet 	Flashcards: can you name all of them in 60 seconds?							
	Tinsheet: place D minor scales							
Singing 	S-13 B "natural"							
	Make your own melody using solfege							
Listening 	L-23							
Rhythmic Ensemble 	E-36,37- Just the rhythm not playing it.							
	Rhythm story: Make a 2/4 rhythm based on Marching Trumpets							
Homework 	Page: 109 (Diatonic: make sure you use different note names)							
	110 (draw your lollipop first)							
	116 (halfsteps are shown with half circles)							
	117 (Use 116 as a reference for 117)							
Toolbox 	You got your F major stickers!							
	Intro. D minor							

Practice Tips for Partners: SIGHT READING PREPARATION: Look at the key signature before reading a piece. State which notes will be sharp or flat. Review the meter. State which rhythm note will get one count. State the number of counts in a measure. Note the tempo. Glance over the music to look for articulations. Make note of any difficult passages.