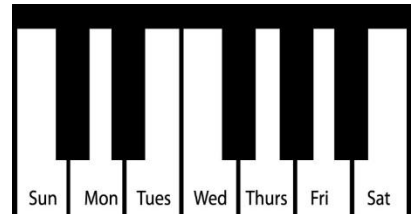







Sunbeams 2

Lesson # 31



Tin sheet at home:



		Sun	Mon	Tues	Wed	Thurs	Fri	Sat
Keyboard 	*your recital solo							
	K-77							
	Review: K-78, K-62							
	K-9 RH in d-							
	W-53 d- harmonic scale RH/LH/HT with chords W-39 d- chord changes							
Recital	Your Recital Solo: _____ Group K Page: _____							
Homework 	H-59							
Singing								
Listening 	L-38							
Rhythm Ensemble 	Rhythm Stories							
	E-18/19							





















Students who must look at the score (notes on the page) and then at their hands are slower readers. Encourage your child to keep eyes on the page and to "sense" which finger must move to play a note. It may be necessary to hold a paper just above your child's hands to break the habit of glancing at the finger before playing.

Your teacher will discuss this with you if it is advisable. An occasional glance at the hands is necessary, especially for jumps over the keyboard.





















MYC BASEBALL

Player's Name _____ Team _____

Page #
For Song

_____					
_____					
_____					
_____					

Total Runs earned this week: _____

_____					
_____					
_____					
_____					

Total Runs earned this week: _____

-
- Music Partners please be the score keepers
 - Color 'one' line of the diamond every time you play your song
 - Completed diamonds (all 4 lines colored) = 1 run for your team
 - Play a song 'perfect' for your partner and they can color a whole diamond = HOME RUN!