











Level: Sunbeam 1

Lesson: 30



MUSIC BUCKS: write your practice minutes on the keyboard. 60 minutes=sticker
Fill out Baseball “diamonds”

ACTIVITY	DIRECTIONS	Sun	Mon	Tues	Wed	Thurs	Fri	Sat
Keyboard 	Warmups: H-98: G+ Octopus scale – Use “blueberry” and “blackberry” rhythm RH 1 2 3 (tuck) 1 2 3 4 5 LH 5 4 3 2 1 (over) 3 2 1 H-98: G+ Octopus with BRIDGES This is G with a ‘new’ RED bridge This is A with a ‘new’ GREEN Bridge **K-162,163: learn RH, then add bridges K-105 - Review K-99: add ‘great big whole note’ bridges RECITAL SONG CHOICES -pick two choices for a SOLO recital song. Pick from 1B or 1C book. 1) _____ 2) _____ Bonus: K-106, KS-159							
Tinsheet 	-name them -Place them -Play them							
Singing 	KS-159: play & sing The farmer in the dell (2x) The farmer in the dair-y-o The Farmer in the dell							
Listening 	Make a rhythm story in 3/4. Use a Tie							
Rhythmic Ensemble 	Composer: Handel E-31: Beautiful Water Music							
Homework 	H-113: make a game BASEBALL: Colour 1 line on a diamond everytime you play a song. A completed diamond of 4 sides equals 1 run for your team. IF you play a song with NO Mistakes, colour an entire diamond for a ‘home run’.							
Toolbox 	Igloo fingers – curve your fingers so you can’t see your fingernails							

SOLFEGE: Sing a scale: Do Re Mi Fa Sol La Ti Do

RECITAL is Sunday, June 2 at 3:00 or 4:30PM. Greenfield Community (Baptist) Church. See parent resource page for your time!