







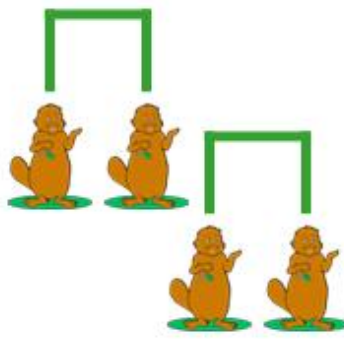


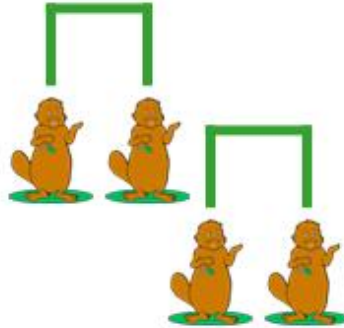




How to Play Space Race










1. Choose a card from the pile
2. Clap the card and say your Rhythm Words out loud (eg: hop)
3. Move the number of beats that you clapped!
4. When you reach repeat, start over!



start



How to Play Space Race:

1. Stack your cards up, students pick one at a time.
2. Have your student clap the card, then move the total number of beats.
3. If students struggle to figure out the beats, use the beat buttons from the rhythm bag to match up to the cards (remember half note gets 2 beats, and titi gets only 1)